


THE GOOD UNIVERSITIES GUIDE 2020

TEACHER EDUCATION

This is a detailed profile of the teacher education field of study. It lists the range of specialisations available and compares degree-level courses. We examine the institutions that get the best ratings, based on real student experience and graduate outcome data, which will help you decide the right university for your educational journey.



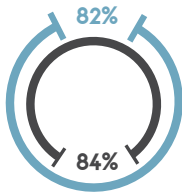
TEACHER EDUCATION

Teaching can be very rewarding, but it's also incredibly challenging and requires a lot of hard work. Working directly with children and young adults is the central focus of teachers, so if the thought of spending whole days with a class of children is appealing, then this might be the profession for you.

FULL-TIME EMPLOYMENT

UNDERGRADUATE POSTGRADUATE

Proportion of students who have secured a full-time job within four months of graduating.



NUMBER OF STUDENTS



1,839

UNDERGRADUATE
INTERNATIONAL

78,362

UNDERGRADUATE

44,838

POSTGRADUATE



MEDIAN GRADUATE SALARY

\$63,600

UNDERGRADUATE

\$75,000

POSTGRADUATE

WHAT CAN I DO?



Secondary School Teaching



Community Education



Coaching



University Teaching



Primary School Teaching



Early Learning Education

Data has been sourced from the Graduate Outcomes Survey. Results are pooled to represent graduates who completed the survey in 2018, 2017 and 2016. Graduates complete the Graduate Outcomes Survey approximately four months post-graduation.



FIVE-STAR UNIVERSITIES

TEACHER EDUCATION

EDUCATIONAL EXPERIENCE	GRADUATE EMPLOYMENT	LEARNER ENGAGEMENT	LEARNING RESOURCES																																																																		
<table border="0"> <tr><td>NOTRE DAME</td><td>92.3%</td></tr> <tr><td>ECU</td><td>90.5%</td></tr> <tr><td>WOLLONGONG</td><td>88.3%</td></tr> <tr><td>SWINBURNE</td><td>87.5%</td></tr> <tr><td>CQUni</td><td>86.6%</td></tr> <tr><td>QUT</td><td>85.5%</td></tr> <tr><td>UTS</td><td>85.0%</td></tr> <tr><td>RMIT</td><td>84.5%</td></tr> </table> <p>NATIONAL AVERAGE = 78.4%</p>	NOTRE DAME	92.3%	ECU	90.5%	WOLLONGONG	88.3%	SWINBURNE	87.5%	CQUni	86.6%	QUT	85.5%	UTS	85.0%	RMIT	84.5%	<table border="0"> <tr><td>QUT</td><td>92.0%</td></tr> <tr><td>JCU</td><td>90.7%</td></tr> <tr><td>CQUni</td><td>90.1%</td></tr> <tr><td>QUEENSLAND</td><td>89.9%</td></tr> <tr><td>RMIT</td><td>89.6%</td></tr> <tr><td>FEDERATION</td><td>88.2%</td></tr> <tr><td>CSU</td><td>88.0%</td></tr> </table> <p>NATIONAL AVERAGE = 81.8%</p>	QUT	92.0%	JCU	90.7%	CQUni	90.1%	QUEENSLAND	89.9%	RMIT	89.6%	FEDERATION	88.2%	CSU	88.0%	<table border="0"> <tr><td>RMIT</td><td>80.2%</td></tr> <tr><td>NOTRE DAME</td><td>80.0%</td></tr> <tr><td>UTS</td><td>78.8%</td></tr> <tr><td>WOLLONGONG</td><td>74.1%</td></tr> <tr><td>ECU</td><td>72.7%</td></tr> <tr><td>FEDERATION</td><td>72.5%</td></tr> <tr><td>QUT</td><td>72.4%</td></tr> <tr><td>UniSA</td><td>72.3%</td></tr> <tr><td>SYDNEY</td><td>71.9%</td></tr> <tr><td>SUNSHINE COAST</td><td>71.6%</td></tr> </table> <p>NATIONAL AVERAGE = 66.5%</p>	RMIT	80.2%	NOTRE DAME	80.0%	UTS	78.8%	WOLLONGONG	74.1%	ECU	72.7%	FEDERATION	72.5%	QUT	72.4%	UniSA	72.3%	SYDNEY	71.9%	SUNSHINE COAST	71.6%	<table border="0"> <tr><td>WOLLONGONG</td><td>92.1%</td></tr> <tr><td>DEAKIN</td><td>91.2%</td></tr> <tr><td>QUT</td><td>90.3%</td></tr> <tr><td>ECU</td><td>89.5%</td></tr> <tr><td>UTS</td><td>89.2%</td></tr> <tr><td>SOUTHERN CROSS</td><td>89.1%</td></tr> <tr><td>WESTERN SYDNEY</td><td>88.6%</td></tr> <tr><td>MONASH</td><td>88.5%</td></tr> </table> <p>NATIONAL AVERAGE = 83.0%</p>	WOLLONGONG	92.1%	DEAKIN	91.2%	QUT	90.3%	ECU	89.5%	UTS	89.2%	SOUTHERN CROSS	89.1%	WESTERN SYDNEY	88.6%	MONASH	88.5%
NOTRE DAME	92.3%																																																																				
ECU	90.5%																																																																				
WOLLONGONG	88.3%																																																																				
SWINBURNE	87.5%																																																																				
CQUni	86.6%																																																																				
QUT	85.5%																																																																				
UTS	85.0%																																																																				
RMIT	84.5%																																																																				
QUT	92.0%																																																																				
JCU	90.7%																																																																				
CQUni	90.1%																																																																				
QUEENSLAND	89.9%																																																																				
RMIT	89.6%																																																																				
FEDERATION	88.2%																																																																				
CSU	88.0%																																																																				
RMIT	80.2%																																																																				
NOTRE DAME	80.0%																																																																				
UTS	78.8%																																																																				
WOLLONGONG	74.1%																																																																				
ECU	72.7%																																																																				
FEDERATION	72.5%																																																																				
QUT	72.4%																																																																				
UniSA	72.3%																																																																				
SYDNEY	71.9%																																																																				
SUNSHINE COAST	71.6%																																																																				
WOLLONGONG	92.1%																																																																				
DEAKIN	91.2%																																																																				
QUT	90.3%																																																																				
ECU	89.5%																																																																				
UTS	89.2%																																																																				
SOUTHERN CROSS	89.1%																																																																				
WESTERN SYDNEY	88.6%																																																																				
MONASH	88.5%																																																																				
MEDIAN STARTING SALARY	SKILLS DEVELOPMENT	STUDENT SUPPORT	TEACHING QUALITY																																																																		
<table border="0"> <tr><td>MURDOCH</td><td>\$66,700</td></tr> <tr><td>ECU</td><td>\$66,500</td></tr> <tr><td>CDU</td><td>\$66,500</td></tr> <tr><td>UniSA</td><td>\$65,600</td></tr> <tr><td>UNSW</td><td>\$65,400</td></tr> <tr><td>SUNSHINE COAST</td><td>\$65,200</td></tr> <tr><td>FLINDERS</td><td>\$65,200</td></tr> </table> <p>NATIONAL AVERAGE = \$63,600</p>	MURDOCH	\$66,700	ECU	\$66,500	CDU	\$66,500	UniSA	\$65,600	UNSW	\$65,400	SUNSHINE COAST	\$65,200	FLINDERS	\$65,200	<table border="0"> <tr><td>NOTRE DAME</td><td>91.8%</td></tr> <tr><td>WESTERN SYDNEY</td><td>91.7%</td></tr> <tr><td>WOLLONGONG</td><td>90.2%</td></tr> <tr><td>ECU</td><td>89.6%</td></tr> <tr><td>QUT</td><td>86.7%</td></tr> <tr><td>RMIT</td><td>86.7%</td></tr> <tr><td>CQUni</td><td>85.8%</td></tr> </table> <p>NATIONAL AVERAGE = 82.2%</p>	NOTRE DAME	91.8%	WESTERN SYDNEY	91.7%	WOLLONGONG	90.2%	ECU	89.6%	QUT	86.7%	RMIT	86.7%	CQUni	85.8%	<table border="0"> <tr><td>SWINBURNE</td><td>86.6%</td></tr> <tr><td>NOTRE DAME</td><td>84.7%</td></tr> <tr><td>ECU</td><td>82.8%</td></tr> <tr><td>WOLLONGONG</td><td>81.9%</td></tr> <tr><td>UNE</td><td>81.7%</td></tr> <tr><td>CQUni</td><td>80.8%</td></tr> <tr><td>NEWCASTLE</td><td>78.9%</td></tr> <tr><td>WESTERN SYDNEY</td><td>78.8%</td></tr> </table> <p>NATIONAL AVERAGE = 72.9%</p>	SWINBURNE	86.6%	NOTRE DAME	84.7%	ECU	82.8%	WOLLONGONG	81.9%	UNE	81.7%	CQUni	80.8%	NEWCASTLE	78.9%	WESTERN SYDNEY	78.8%	<table border="0"> <tr><td>NOTRE DAME</td><td>91.7%</td></tr> <tr><td>ECU</td><td>91.1%</td></tr> <tr><td>WESTERN SYDNEY</td><td>88.9%</td></tr> <tr><td>WOLLONGONG</td><td>88.5%</td></tr> <tr><td>SWINBURNE</td><td>88.2%</td></tr> <tr><td>CQUni</td><td>86.9%</td></tr> <tr><td>QUT</td><td>85.5%</td></tr> </table> <p>NATIONAL AVERAGE = 79.7%</p>	NOTRE DAME	91.7%	ECU	91.1%	WESTERN SYDNEY	88.9%	WOLLONGONG	88.5%	SWINBURNE	88.2%	CQUni	86.9%	QUT	85.5%								
MURDOCH	\$66,700																																																																				
ECU	\$66,500																																																																				
CDU	\$66,500																																																																				
UniSA	\$65,600																																																																				
UNSW	\$65,400																																																																				
SUNSHINE COAST	\$65,200																																																																				
FLINDERS	\$65,200																																																																				
NOTRE DAME	91.8%																																																																				
WESTERN SYDNEY	91.7%																																																																				
WOLLONGONG	90.2%																																																																				
ECU	89.6%																																																																				
QUT	86.7%																																																																				
RMIT	86.7%																																																																				
CQUni	85.8%																																																																				
SWINBURNE	86.6%																																																																				
NOTRE DAME	84.7%																																																																				
ECU	82.8%																																																																				
WOLLONGONG	81.9%																																																																				
UNE	81.7%																																																																				
CQUni	80.8%																																																																				
NEWCASTLE	78.9%																																																																				
WESTERN SYDNEY	78.8%																																																																				
NOTRE DAME	91.7%																																																																				
ECU	91.1%																																																																				
WESTERN SYDNEY	88.9%																																																																				
WOLLONGONG	88.5%																																																																				
SWINBURNE	88.2%																																																																				
CQUni	86.9%																																																																				
QUT	85.5%																																																																				

WHAT DO THESE NUMBERS MEAN? The ratings above represent the top 20 per cent of results for each measure in this particular field of study. For overall institution results, see the ratings section at the front of the guide.

TEACHER EDUCATION

The following are just some of the majors you can study in this field:

- Adult education
- Careers education
- Early childhood education
- Indigenous education
- Mathematics education
- Outdoor education
- Primary education
- Secondary education
- Special education
- Vocational education

Teaching can be very rewarding, but it's also incredibly challenging and requires a lot of hard work. Teachers may benefit from great holidays, but the reality is that they spend much of that time preparing class plans and writing reports.

Teachers affect people's lives (whether positively or negatively), so the profession comes with a significant amount of responsibility. Working directly with children and young adults is the central focus of teachers, so if the thought of spending whole days with this demographic is not appealing, this might not be the field of study or profession for you. Support for new teachers in the workforce is also topical. Many argue that increased funding and resources, such as professional development and mentoring, are needed for new graduates. The amount and type of support varies greatly between employers.

COURSES AND SPECIALISATIONS

There is a lot on offer in this field. Most courses lead into an area of school teaching that focuses on either a particular group of students (such as early childhood, primary or secondary), a particular subject (such as English, physical education or science) or a particular aspect of teaching (such as librarianship or special education). The best courses in the education field offer an engaging general education, looking at everything from philosophical issues to school structures, including education systems in other countries.

Classroom teaching is not the only long-term career option in education. Some teachers choose to stay in the field and move into a different role (a school principal, career adviser or university lecturer, for example), while others spend a

few years in the profession and then move on. Teachers may develop a range of skills that equip them for careers with employers ranging from large companies (educational publishers, for example) to government departments.

On the other hand, if you have an interest in a field related to the school curriculum you may wish to pursue teaching through a postgraduate course after completing specialist study.

For more information, visit:

- Department of Education and Training
<http://education.gov.au>

WHERE TO STUDY

Education is one of the biggest fields of study, and you can study an education course at almost any university in the country. There are also private higher education providers and TAFE institutes that offer relevant degrees, and courses available part time and by online or distance education. Trimester calendars also provide flexibility, allowing students to complete three semesters of content per year to shorten the overall length of their degree.

When considering a course, make sure that it meets the practical and subject requirements for registration in the state, sector and subject areas you wish to work in. Most states and territories have a body that regulates the qualifications and experience required to be a teacher. Independent and Catholic school systems fall under the same registration system, but have additional administrative bodies.

Some institutions do a good job of preparing students for the practical realities of the classroom, while others are more theoretical. Reading through institution handbooks and subject descriptions should give you an idea of the kinds of courses on offer and the amount of practical experience built into them — there should be plenty of it. Not only should practical placements exist, but adequate administrative support should be provided to obtain them. Some institutions have better implementation processes than others and have established relationships with schools that are willing to take on student teachers. Since practical placements are increasingly difficult to come by, this relationship can make a huge difference in where you are placed and how much time and effort you have to put in to find a school.



TAFENSW

AUSTRALIA'S LEADING EDUCATION AND TRAINING PROVIDER

Earn higher wages*, be more employable* and utilise over 25,000 employer connections when you graduate from TAFE NSW.

- over 1,200 courses, diplomas and degrees
- a student satisfaction rating of over 89%[†] (above the national average)
- study on campus or online

BE AMBITIOUS

**EARLY ENTRY AVAILABLE FROM AUGUST 2019.
APPLY NOW.
TAFENSW.EDU.AU/DEGREES
OR CALL 131 601.**

RTO 90003 | CRICOS 00591E | HEP PRV12049. * Perceptions Are Not Reality: Myths, Realities and the Critical Role of Vocational Education and Training in Australia. May 2017. † QILT, Quality Indicators of Learning and Teaching - Graduate Destinations Survey 2015 and Graduate Outcomes Survey 2016-2017/NCVET Government-funded student outcomes 2016.



**SERREEN
KABBARA**



**DIPLOMA OF EARLY CHILDHOOD EDUCATION AND CARE
TAFE DIGITAL - ONLINE**

TAFE NSW student, Sereen Kabbara, has always been passionate about working with children, so it was easy for her to choose the high-growth early childhood education sector, as the right industry for her to develop a career path.

“I had the intrinsic knowledge that we, as early childhood educators, play an integral role in children’s pre-school development, and so I decided to study a Diploma of Early Childhood Education online, with TAFE Digital. While working at the Calamvale Early Learning Centre I was able to practically apply interactive learning techniques in my lesson planning.”

“I chose TAFE Digital because of the flexibility I had in completing assessments within certain timeframes, enabling me to schedule my workload around a hectic work and social lifestyle, which I try to keep balanced.”


QUESTION EVERYTHING TO TACKLE ANYTHING

We challenge our students to examine problems from different angles and solve them with a fresh perspective. At Notre Dame, critical thinking is embedded in all of our degrees. It's a crucial skillset developed over centuries that will prepare you for an age of unprecedented change. It's why we were voted No.1 in New South Wales for Learner Engagement and Skills Development. (qilt.edu.au).

Contact us for the education of a lifetime. Apply direct.

Natural critical thinkers

notredame.edu.au/sydney



CRICOS PROVIDER CODE: 01032F

**ARIANNE
LOCKHART
SMITH**



**BACHELOR OF PRIMARY EDUCATION
THE UNIVERSITY OF NOTRE DAME AUSTRALIA - SYDNEY**

Opportunities to travel and teach anywhere in the world are already on the horizon for third-year Notre Dame Primary Education student, Arianne.

"I've had a range of incredible opportunities through Notre Dame. This year, I'm completing my professional experience overseas at an international school in Shanghai, China," says Arianne, who has also completed an Aboriginal immersion experience in Broome in WA's northwest and volunteered in disadvantaged schools in Tanzania during her studies.

"During my first professional experience, there were several scholarships available for Early Childhood students and I was extremely fortunate to succeed in getting a scholarship through the support of my lecturers.

"This meant that through my practicum I could work with high quality professionals in the field, have access to a range of wonderful learning materials, and use the grant to help with textbooks and educational resources for my own learning."